

TORNEIO DE ABERTURA



GINÁSTICA ARTÍSTICA FEMININA

COMPLEXO MUNICIPAL DE GINÁSTICA DA MAIA

16 E 17 DE MARÇO 2024



ASSOCIAÇÃO DE
GINÁSTICA DO
NORTE

MAIA  DESPORTO

ASSOCIAÇÃO DE GINÁSTICA DO NORTE



Torneio de Abertura Base Porto

MAIA
17 de Março 2024

Ginástica Artística Feminina

Iniciadas - Tarde

Constituição dos Júris



D1/E1 BENIGNO, Susana
D2/E2 OLIVEIRA, Marta

POR
POR



D1/E1 MELO, Rute
D2/E2 CASCAREJO, Sara

POR
POR



D1/E1 ARALA, Ana Sofia
D2/E2 MAGALHÃES, Mafalda

POR
POR









D1/E1 RAMALHO, Diana
D2/E2 BRANCO, Maria







































POR
POR



Torneio de Abertura 2024 - GAF - Base - Porto Complexo Municipal de Ginástica da Maia
Women – INICIADAS – All-Around (Vault)













































			Coach		E1	E2	E3	E4	E5	E	D	Pen	Total	Total
1.	#208	CRESPO	Camila	2014	 EGG	8.8	8.8			8.800	4.0		12.800	12.800
2.	#193	FAJARDO	Yeily	2013	 BFC	8.7	8.8			8.750	4.0		12.750	12.750
2.	#204	SOUZA	Lavínia	2013	 CBP2012	8.8	8.7			8.750	4.0		12.750	12.750
4.	#209	PEIXOTO	Maria	2014	 EGG	8.5	8.6			8.550	4.0		12.550	12.550
5.	#153	MOREIRA	Francisca	2014	 ACM	8.9	8.7			8.800	3.6		12.400	12.400
6.	#222	CARTUCHO	Sofia	2013	 FCG	9.1	9.2			9.150	3.2		12.350	12.350
7.	#169	PAIVA	Sofia	2013	 GCM	9.2	9.0			9.100	3.2		12.300	12.300
8.	#161	MOREIRA	Juliana	2013	 AGLou	8.8	8.6			8.700	3.6		12.300	12.300
9.	#226	VAREJÃO	Ana	2014	 FCG	9.1	9.0			9.050	3.2		12.250	12.250
10.	#172	RATO	Leonor	2014	 GCM	8.8	8.5			8.650	3.6		12.250	12.250
11.	#179	ALBUQUERQUE	Leonor	2013	 BFC	8.3	8.4			8.350	4.0	-0.1	12.250	12.250
12.	#152	ANDRADE	Maria	2013	 ACM	8.7	8.5			8.600	3.6		12.200	12.200
12.	#182	PEREIRA	Maria	2013	 BFC	8.7	8.5			8.600	3.6		12.200	12.200
14.	#190	FARIA	Inés	2013	 BFC	8.9	9.0			8.950	3.2		12.150	12.150
15.	#189	INACIO	Benedita	2014	 BFC	8.2	8.1			8.150	4.0		12.150	12.150
16.	#188	PALMINHA	Luísa	2013	 BFC	9.0	8.8			8.900	3.2		12.100	12.100
17.	#223	XAVIER	Joana	2014	 FCG	8.8	8.9			8.850	3.2		12.050	12.050
17.	#224	FERREIRA	Francisca	2013	 FCG	8.9	8.8			8.850	3.2		12.050	12.050
19.	#207	CANAVARRO	Leonor	2013	 CDFP	8.8	8.8			8.800	3.2		12.000	12.000














		Coach			E1	E2	E3	E4	E5	E	D	Pen	Total	Total
20.	#212 SOUSA	Benedita	2014	 EGG		8.5	8.5			8.500	3.6	-0.1	12.000	12.000
21.	#206 SOUSA	Maria	2013	 CDFP		8.7	8.5			8.600	3.2		11.800	11.800
22.	#191 MONTENEGRO	Maria	2014	 BFC		8.7	8.6			8.650	3.2	-0.1	11.750	11.750
23.	#151 FERRAZ	Bárbara	2013	 ACM		8.9	8.7			8.800	2.8		11.600	11.600
24.	#175 PEREIRA	Rita	2014	 GCM		8.8	8.6			8.700	2.8		11.500	11.500
24.	#173 MENDES	Constança	2014	 GCM		8.8	8.6			8.700	2.8		11.500	11.500
24.	#185 AROUCA	Beatriz	2013	 BFC		8.8	8.6			8.700	2.8		11.500	11.500
27.	#155 ALMEIDA	Ana	2013	 ACM		8.4	8.4			8.400	2.8		11.200	11.200
28.	#154 MATOS	Beatriz	2014	 ACM		8.3	8.2			8.250	2.8		11.050	11.050
29.	#221 TEIXEIRA	Mariana	2014	 FCG		9.2	9.3			9.250	1.6		10.850	10.850
30.	#210 SILVA	Francisca	2014	 EGG		9.1	9.1			9.100	1.6		10.700	10.700
31.	#219 PINTO	Inês	2013	 FCG		9.1	9.0			9.050	1.6		10.650	10.650
31.	#220 SILVA	Carolina	2014	 FCG		9.0	9.1			9.050	1.6		10.650	10.650
33.	#211 GOMES	Luanny	2014	 EGG		9.0	8.9			8.950	1.6		10.550	10.550
33.	#214 ARAÚJO	Matilde	2014	 EGG		8.9	9.0			8.950	1.6		10.550	10.550
35.	#200 FERREIRA	Maria	2014	 CBP2012		7.7	7.8			7.750	2.8		10.550	10.550
36.	#213 SANTOS	Benedita	2014	 EGG		8.9	8.8			8.850	1.6		10.450	10.450
37.	#218 GONÇALVES	Núria	2013	 EGG		8.8	8.8			8.800	1.6		10.400	10.400



























			Coach		E1	E2	E3	E4	E5	E	D	Pen	Total	Total
55.	#171	BARBOSA	Ana	2013	 GCM		9.0	9.1		9.050	0.8		9.850	9.850
56.	#174	OTTE-BORGES	Klara	2014	 GCM		9.1	8.9		9.000	0.8		9.800	9.800
57.	#167	COSTA	Sofia	2014	 GCM		9.0	8.9		8.950	0.8		9.750	9.750
57.	#168	CARVALHO	Mariana	2014	 GCM		9.0	8.9		8.950	0.8		9.750	9.750
59.	#162	NOGUEIRA	Inês	2013	 AGLou		8.8	9.0		8.900	0.8		9.700	9.700
59.	#165	CARVALHO	Daniela	2014	 AGLou		8.8	9.0		8.900	0.8		9.700	9.700
59.	#233	SOUSA	Francisca	2014	 SpCP		9.0	8.8		8.900	0.8		9.700	9.700
62.	#181	FERREIRA	Clara	2014	 BFC		8.5	8.4		8.450	1.2		9.650	9.650
63.	#178	SANTOS	Matilde	2014	 GCM		8.8	8.8		8.800	0.8		9.600	9.600
63.	#215	FERREIRA	Victória	2014	 EGG		8.8	8.8		8.800	0.8		9.600	9.600
65.	#170	LINS	Sophie	2013	 GCM		8.5	8.3		8.400	1.2		9.600	9.600
66.	#177	RAMALHO	Maria	2013	 GCM		9.2	9.1		9.150	0.4		9.550	9.550
66.	#198	FERNANDES	Francisca	2014	 CBP2012		9.1	9.2		9.150	0.4		9.550	9.550
68.	#156	SOARES	Carolina	2014	 ACM		8.8	8.6		8.700	0.8		9.500	9.500
69.	#163	FERREIRA	Maria	2014	 AGLou		8.7	8.6		8.650	0.8		9.450	9.450
70.	#195	195	Inês	2014	 BFC		9.1	8.9		9.000	0.4		9.400	9.400
71.	#203	ROSENDO	Leonor	2014	 CBP2012		9.0	8.9		8.950	0.4		9.350	9.350
72.	#196	GUIMARÃES	Maria	2014	 BFC		8.8	9.0		8.900	0.4		9.300	9.300
73.	#158	LOPES	Vitoria	2014	 ACM		8.8	8.8		8.800	0.4		9.200	9.200



Torneio de Abertura 2024 - GAF - Base - Porto Complexo Municipal de Ginástica da Maia
 Women – INICIADAS – All-Around (Uneven Bars)

				Coach		E1	E2	E3	E4	E5	E	D	Pen	Total
1.	#208	CRESPO	Camila	2014	 EGG		8.7	8.5			8.600	3.7		12.300
2.	#153	MOREIRA	Francisca	2014	 ACM		8.0	8.4			8.200	3.7		11.900
3.	#193	FAJARDO	Yeily	2013	 BFC		7.6	8.0			7.800	3.7		11.500
4.	#219	PINTO	Inês	2013	 FCG		9.0	8.8			8.900	2.2		11.100
4.	#221	TEIXEIRA	Mariana	2014	 FCG		8.9	8.9			8.900	2.2		11.100
6.	#227	MATOS	Inês	2013	 SpCP		8.9	8.8			8.850	2.2		11.050
7.	#172	RATO	Leonor	2014	 GCM		8.9	8.7			8.800	2.2		11.000
8.	#220	SILVA	Carolina	2014	 FCG		8.6	8.7			8.650	2.2		10.850
8.	#222	CARTUCHO	Sofia	2013	 FCG		8.7	8.6			8.650	2.2		10.850
10.	#169	PAIVA	Sofia	2013	 GCM		8.6	8.6			8.600	2.2		10.800
10.	#190	FARIA	Inés	2013	 BFC		8.7	8.5			8.600	2.2		10.800
10.	#211	GOMES	Luanny	2014	 EGG		8.7	8.5			8.600	2.2		10.800
10.	#226	VAREJÃO	Ana	2014	 FCG		8.7	8.5			8.600	2.2		10.800
14.	#179	ALBUQUERQUE	Leonor	2013	 BFC		8.5	8.6			8.550	2.2		10.750
15.	#152	ANDRADE	Maria	2013	 ACM		8.5	8.3			8.400	2.2		10.600
15.	#212	SOUSA	Benedita	2014	 EGG		8.6	8.2			8.400	2.2		10.600
17.	#191	MONTENEGRO	Maria	2014	 BFC		8.6	8.1			8.350	2.2		10.550
18.	#207	CANAVARRO	Leonor	2013	 CDFP		8.3	8.3			8.300	2.2		10.500
19.	#205	NASCIMENTO	Maria	2013	 CDFP		7.9	8.4			8.150	2.2		10.350
20.	#217	SOUSA	Maria	2014	 EGG		7.9	8.2			8.050	2.2		10.250
21.	#162	NOGUEIRA	Inês	2013	 AGLou		8.2	7.8			8.000	2.2		10.200
22.	#204	SOUSA	Lavínia	2013	 CBP2012		7.7	8.2			7.950	2.2		10.150















































			Coach			E1	E2	E3	E4	E5	E	D	Pen	Total
22.	#209	PEIXOTO	Maria	2014	 EGG		7.8	8.1			7.950	2.2		10.150
24.	#156	SOARES	Carolina	2014	 ACM		8.0	7.8			7.900	2.2		10.100
24.	#175	PEREIRA	Rita	2014	 GCM		7.7	8.1			7.900	2.2		10.100
24.	#189	INACIO	Benedita	2014	 BFC		7.9	7.9			7.900	2.2		10.100
27.	#206	SOUSA	Maria	2013	 CDFP		8.0	7.7			7.850	2.2		10.050
28.	#225	ALMEIDA	Clara	2014	 FCG		8.0	7.6			7.800	2.2		10.000
29.	#210	SILVA	Francisca	2014	 EGG		7.8	7.7			7.750	2.2		9.950
30.	#159	CABRAL	Sabrina	2013	 ACM		8.6	8.6			8.600	1.2		9.800
31.	#215	FERREIRA	Victória	2014	 EGG		7.8	7.4			7.600	2.2		9.800
32.	#195	195	Inês	2014	 BFC		7.6	7.5			7.550	2.2		9.750
33.	#214	ARAÚJO	Matilde	2014	 EGG		7.5	7.5			7.500	2.2		9.700
33.	#218	GONÇALVES	Núria	2013	 EGG		7.6	7.4			7.500	2.2		9.700
35.	#173	MENDES	Constança	2014	 GCM		7.5	7.2			7.350	2.2		9.550
35.	#213	SANTOS	Benedita	2014	 EGG		7.4	7.3			7.350	2.2		9.550
37.	#224	FERREIRA	Francisca	2013	 FCG		7.2	7.4			7.300	2.2		9.500
38.	#216	BISPO	Beatriz	2014	 EGG		7.5	8.0			7.750	1.7		9.450
39.	#223	XAVIER	Joana	2014	 FCG		7.1	7.3			7.200	2.2		9.400
40.	#158	LOPES	Vitoria	2014	 ACM		8.9	9.0			8.950	0.4		9.350
40.	#167	COSTA	Sofia	2014	 GCM		9.1	8.8			8.950	0.4		9.350
42.	#229	RODRIGUES	Erika	2013	 SpCP		8.1	8.0			8.050	1.2		9.250
43.	#170	LINS	Sophie	2013	 GCM		8.7	8.9			8.800	0.4		9.200
44.	#164	LEAL	Catarina	2013	 AGLou		8.6	8.8			8.700	0.4		9.100
45.	#230	TOMÉ	Patrícia	2013	 SpCP		8.0	7.8			7.900	1.2		9.100
46.	#168	CARVALHO	Mariana	2014	 GCM		8.6	8.7			8.650	0.4		9.050
47.	#161	MOREIRA	Juliana	2013	 AGLou		6.8	6.9			6.850	2.2		9.050













































			Coach		E1	E2	E3	E4	E5	E	D	Pen	Total
48. #232	ARAÚJO	Amália	2014	 SpCP 	8.4	8.8				8.600	0.4		9.000
49. #197	POLIDO	Maria	2014	 BFC 	8.7	8.4				8.550	0.4		8.950
50. #157	ELIAS	Alice	2014	 ACM 	7.8	7.7				7.750	1.2		8.950
51. #182	PEREIRA	Maria	2013	 BFC 	6.6	6.9				6.750	2.2		8.950
52. #165	CARVALHO	Daniela	2014	 AGLou 	8.4	8.6				8.500	0.4		8.900
52. #201	SANTOS	Anita	2013	 CBP2012 	8.4	8.6				8.500	0.4		8.900
54. #177	RAMALHO	Maria	2013	 GCM 	8.2	8.6				8.400	0.4		8.800
54. #174	OTTE-BORGES	Klara	2014	 GCM 	8.3	8.5				8.400	0.4		8.800
54. #178	SANTOS	Matilde	2014	 GCM 	8.2	8.6				8.400	0.4		8.800
57. #160	PIZZINO	Giulia	2013	 ACM 	6.4	6.8				6.600	2.2		8.800
58. #184	CARDOSO	Ana	2013	 BFC 	7.3	7.6				7.450	1.2		8.650
59. #198	FERNANDES	Francisca	2014	 CBP2012 	8.3	8.3				8.300	0.3		8.600
60. #151	FERRAZ	Bárbara	2013	 ACM 	7.9	7.5				7.700	0.8		8.500
61. #180	COVINI	Cecilia	2014	 BFC 	6.1	6.5				6.300	2.2		8.500
61. #183	GONÇALVES	Margarida	2013	 BFC 	6.0	6.6				6.300	2.2		8.500
63. #228	MOREIRA	Matilde	2014	 SpCP 	8.1	8.0				8.050	0.4		8.450
64. #236	ELGAR	Carmel	2014	 SpCP 	7.4	7.7				7.550	0.9		8.450
65. #187	SOUSA	Maria	2014	 BFC 	7.4	7.1				7.250	1.2		8.450
66. #202	NUNES	Carolina	2014	 CBP2012 	7.9	8.1				8.000	0.4		8.400
67. #194	MORAIS	Rita	2014	 BFC 	7.3	7.9				7.600	0.8		8.400
68. #196	GUIMARÃES	Maria	2014	 BFC 	6.1	6.1				6.100	2.2		8.300
69. #163	FERREIRA	Maria	2014	 AGLou 	7.9	7.8				7.850	0.4		8.250



Torneio de Abertura 2024 - GAF - Base - Porto Complexo Municipal de Ginástica da Maia
Women – INICIADAS – All-Around (Beam)

				Coach			E1	E2	E3	E4	E5	E	D	Pen	Total
1.	#173	MENDES	Constança	2014	GCM		7.9	7.8				7.850	3.7		11.550
2.	#153	MOREIRA	Francisca	2014	ACM		7.1	7.2				7.150	4.2		11.350
3.	#207	CANAVARRO	Leonor	2013	CDFP		8.5	8.8				8.650	2.2		10.850
4.	#229	RODRIGUES	Erika	2013	SpCP		8.8	9.0				8.900	1.7		10.600
5.	#170	LINS	Sophie	2013	GCM		8.3	8.4				8.350	2.2		10.550
5.	#183	GONÇALVES	Margarida	2013	BFC		8.2	8.5				8.350	2.2		10.550
7.	#226	VAREJÃO	Ana	2014	FCG		7.3	7.4				7.350	3.2		10.550
8.	#220	SILVA	Carolina	2014	FCG		7.1	7.4				7.250	3.7	-0.5	10.450
9.	#171	BARBOSA	Ana	2013	GCM		8.1	8.2				8.150	2.2		10.350
10.	#184	CARDOSO	Ana	2013	BFC		8.2	8.4				8.300	2.0		10.300
11.	#180	COVINI	Cecilia	2014	BFC		7.8	8.1				7.950	2.2		10.150
12.	#179	ALBUQUERQUE	Leonor	2013	BFC		5.6	5.3				5.450	4.7		10.150
13.	#155	ALMEIDA	Ana	2013	ACM		7.3	7.5				7.400	2.7		10.100
14.	#223	XAVIER	Joana	2014	FCG		7.0	6.7				6.850	3.2		10.050
15.	#178	SANTOS	Matilde	2014	GCM		8.4	8.6				8.500	1.5		10.000
16.	#236	ELGAR	Carmel	2014	SpCP		8.2	8.4				8.300	1.7		10.000
17.	#205	NASCIMENTO	Maria	2013	CDFP		7.9	7.7				7.800	2.2		10.000
18.	#209	PEIXOTO	Maria	2014	EGG		5.9	5.7				5.800	4.2		10.000
19.	#162	NOGUEIRA	Inês	2013	AGLou		8.3	8.2				8.250	1.7		9.950
20.	#160	PIZZINO	Giulia	2013	ACM		7.2	7.3				7.250	2.7		9.950
21.	#227	MATOS	Inês	2013	SpCP		6.3	6.1				6.200	3.7		9.900
22.	#172	RATO	Leonor	2014	GCM		8.6	8.7				8.650	1.7	-0.5	9.850
23.	#211	GOMES	Luanny	2014	EGG		6.3	6.0				6.150	3.7		9.850

















































				Coach		E1	E2	E3	E4	E5	E	D	Pen	Total
24.	#152	ANDRADE	Maria	2013	 ACM 	7.3	7.1				7.200	2.6		9.800
25.	#230	TOMÉ	Patrícia	2013	 SpCP 	8.3	8.4				8.350	1.4		9.750
26.	#188	PALMINHA	Luísa	2013	 BFC 	7.7	7.4				7.550	2.2		9.750
27.	#219	PINTO	Inês	2013	 FCG 	6.7	6.4				6.550	3.7	-0.5	9.750
28.	#195	195	Inês	2014	 BFC 	6.5	6.2				6.350	3.4		9.750
29.	#235	RIBEIRO	Catarina	2014	 SpCP 	7.9	8.0				7.950	1.7		9.650
30.	#233	SOUSA	Francisca	2014	 SpCP 	7.6	7.7				7.650	2.0		9.650
31.	#225	ALMEIDA	Clara	2014	 FCG 	6.6	6.3				6.450	3.2		9.650
32.	#208	CRESPO	Camila	2014	 EGG 	5.9	6.0				5.950	3.7		9.650
33.	#167	COSTA	Sofia	2014	 GCM 	7.7	7.9				7.800	2.2	-0.5	9.500
34.	#186	CAMPILHO	Maria	2013	 BFC 	7.6	7.4				7.500	2.0		9.500
35.	#157	ELIAS	Alice	2014	 ACM 	7.9	8.2				8.050	1.4		9.450
36.	#185	AROUCA	Beatriz	2013	 BFC 	7.7	7.8				7.750	1.7		9.450
37.	#193	FAJARDO	Yeily	2013	 BFC 	5.3	5.2				5.250	4.2		9.450
38.	#151	FERRAZ	Bárbara	2013	 ACM 	6.6	6.8				6.700	2.7		9.400
39.	#158	LOPES	Vitoria	2014	 ACM 	7.9	7.9				7.900	1.4		9.300
40.	#159	CABRAL	Sabrina	2013	 ACM 	7.1	7.3				7.200	2.1		9.300
41.	#169	PAIVA	Sofia	2013	 GCM 	5.8	6.0				5.900	3.4		9.300
42.	#228	MOREIRA	Matilde	2014	 SpCP 	7.5	7.6				7.550	1.7		9.250
43.	#204	SOUSA	Lavínia	2013	 CBP2012 	4.7	4.4				4.550	4.7		9.250
44.	#164	LEAL	Catarina	2013	 AGLou 	7.5	7.6				7.550	1.6		9.150
45.	#198	FERNANDES	Francisca	2014	 CBP2012 	6.9	6.9				6.900	2.2		9.100
46.	#175	PEREIRA	Rita	2014	 GCM 	6.9	6.8				6.850	2.2		9.050















































			Coach		E1	E2	E3	E4	E5	E	D	Pen	Total
47.	#181	FERREIRA	Clara	2014	 BFC		7.4	7.8		7.600	1.4		9.000
48.	#187	SOUSA	Maria	2014	 BFC		7.1	7.2		7.150	1.8		8.950
49.	#197	POLIDO	Maria	2014	 BFC		6.9	6.6		6.750	2.2		8.950
50.	#163	FERREIRA	Maria	2014	 AGLou		7.5	7.5		7.500	1.4		8.900
51.	#214	ARAÚJO	Matilde	2014	 EGG		6.6	6.4		6.500	2.9	-0.5	8.900
52.	#221	TEIXEIRA	Mariana	2014	 FCG		6.2	6.0		6.100	3.3	-0.5	8.900
53.	#201	SANTOS	Anita	2013	 CBP2012		7.5	7.2		7.350	1.5		8.850
54.	#156	SOARES	Carolina	2014	 ACM		6.4	6.0		6.200	2.6		8.800
55.	#177	RAMALHO	Maria	2013	 GCM		7.7	8.0		7.850	1.4	-0.5	8.750
56.	#154	MATOS	Beatriz	2014	 ACM		7.3	7.4		7.350	1.4		8.750
57.	#174	OTTE-BORGES	Klara	2014	 GCM		6.9	7.1		7.000	1.7		8.700
58.	#213	SANTOS	Benedita	2014	 EGG		5.9	6.0		5.950	2.7		8.650
59.	#206	SOUSA	Maria	2013	 CDFP		6.7	7.0		6.850	1.7		8.550
60.	#165	CARVALHO	Daniela	2014	 AGLou		6.6	6.6		6.600	1.8		8.400
61.	#217	SOUSA	Maria	2014	 EGG		6.3	6.1		6.200	2.2		8.400
62.	#232	ARAÚJO	Amália	2014	 SpCP		6.9	7.0		6.950	1.4		8.350
63.	#168	CARVALHO	Mariana	2014	 GCM		7.0	7.4		7.200	1.1		8.300
64.	#194	MORAIS	Rita	2014	 BFC		6.9	6.6		6.750	1.5		8.250
65.	#202	NUNES	Carolina	2014	 CBP2012		6.3	6.5		6.400	1.7		8.100
66.	#200	FERREIRA	Maria	2014	 CBP2012		5.6	5.8		5.700	2.1		7.800
67.	#216	BISPO	Beatriz	2014	 EGG		5.6	5.4		5.500	2.5	-0.5	7.500
68.	#222	CARTUCHO	Sofia	2013	 FCG		3.6	3.3		3.450	3.9		7.350



Torneio de Abertura 2024 - GAF - Base - Porto Complexo Municipal de Ginástica da Maia
Women – INICIADAS – All-Around (Floor)

				Coach		E1	E2	E3	E4	E5	E	D	Pen	Total
1.	#179	ALBUQUERQUE	Leonor	2013	BFC	8.7	8.9				8.800	4.7		13.500
2.	#189	INACIO	Benedita	2014	BFC	8.6	8.9				8.750	4.2		12.950
3.	#153	MOREIRA	Francisca	2014	ACM	8.2	8.5				8.350	4.2		12.550
4.	#193	FAJARDO	Yeily	2013	BFC	7.9	7.8				7.850	4.7		12.550
5.	#209	PEIXOTO	Maria	2014	EGG	8.5	7.8				8.150	4.2		12.350
6.	#221	TEIXEIRA	Mariana	2014	FCG	8.2	8.7				8.450	3.7		12.150
7.	#152	ANDRADE	Maria	2013	ACM	7.9	8.0				7.950	4.2		12.150
8.	#220	SILVA	Carolina	2014	FCG	8.4	8.4				8.400	3.7		12.100
9.	#214	ARAÚJO	Matilde	2014	EGG	8.3	8.3				8.300	3.7		12.000
9.	#222	CARTUCHO	Sofia	2013	FCG	8.4	8.2				8.300	3.7		12.000
11.	#208	CRESPO	Camila	2014	EGG	7.7	8.2				7.950	3.9		11.850
12.	#227	MATOS	Inês	2013	SpCP	7.5	7.8				7.650	4.2		11.850
13.	#213	SANTOS	Benedita	2014	EGG	7.9	8.3				8.100	3.7		11.800
13.	#223	XAVIER	Joana	2014	FCG	8.1	8.1				8.100	3.7		11.800
15.	#219	PINTO	Inês	2013	FCG	7.8	8.2				8.000	3.7		11.700
16.	#204	SOUSA	Lavínia	2013	CBP2012	7.6	7.8				7.700	3.9		11.600
17.	#182	PEREIRA	Maria	2013	BFC	7.6	8.1				7.850	3.7		11.550
18.	#169	PAIVA	Sofia	2013	GCM	7.5	8.0				7.750	3.7		11.450
18.	#212	SOUSA	Benedita	2014	EGG	7.7	7.8				7.750	3.7		11.450
20.	#210	SILVA	Francisca	2014	EGG	8.0	7.4				7.700	3.7		11.400
20.	#211	GOMES	Luanny	2014	EGG	7.6	7.8				7.700	3.7		11.400
22.	#190	FARIA	Inés	2013	BFC	7.4	7.9				7.650	3.7		11.350

				Coach		E1	E2	E3	E4	E5	E	D	Pen	Total
22.	#224	FERREIRA	Francisca	2013	 FCG		7.4	7.9			7.650	3.7		11.350
24.	#172	RATO	Leonor	2014	 GCM		7.6	7.4			7.500	3.7		11.200
25.	#207	CANAVARRO	Leonor	2013	 CDFP		7.4	7.4			7.400	3.7		11.100
25.	#229	RODRIGUES	Erika	2013	 SpCP		7.6	7.2			7.400	3.7		11.100
27.	#183	GONÇALVES	Margarida	2013	 BFC		7.3	7.3			7.300	3.7		11.000
28.	#225	ALMEIDA	Clara	2014	 FCG		7.2	7.3			7.250	3.7		10.950
29.	#191	MONTENEGRO	Maria	2014	 BFC		7.2	7.0			7.100	3.7		10.800
29.	#226	VAREJÃO	Ana	2014	 FCG		7.1	7.1			7.100	3.7		10.800
31.	#205	NASCIMENTO	Maria	2013	 CDFP		6.7	7.3			7.000	3.7		10.700
32.	#233	SOUSA	Francisca	2014	 SpCP		8.3	8.5			8.400	2.2		10.600
33.	#184	CARDOSO	Ana	2013	 BFC		6.6	7.2			6.900	3.7		10.600
34.	#196	GUIMARÃES	Maria	2014	 BFC		8.4	8.3			8.350	2.2		10.550
35.	#180	COVINI	Cecilia	2014	 BFC		8.4	8.2			8.300	2.2		10.500
36.	#151	FERRAZ	Bárbara	2013	 ACM		8.2	8.2			8.200	2.2		10.400
36.	#155	ALMEIDA	Ana	2013	 ACM		8.4	8.0			8.200	2.2		10.400
38.	#216	BISPO	Beatriz	2014	 EGG		8.7	8.4			8.550	1.8		10.350
39.	#218	GONÇALVES	Núria	2013	 EGG		8.0	8.0			8.000	2.2		10.200
40.	#162	NOGUEIRA	Inês	2013	 AGLou		6.9	7.1			7.000	3.4	-0.5	9.900
41.	#161	MOREIRA	Juliana	2013	 AGLou		7.8	7.4			7.600	2.2		9.800
42.	#206	SOUSA	Maria	2013	 CDFP		6.7	7.1			6.900	2.9		9.800
43.	#185	AROUCA	Beatriz	2013	 BFC		7.7	8.1			7.900	1.7		9.600
44.	#217	SOUSA	Maria	2014	 EGG		8.1	7.7			7.900	1.6		9.500
45.	#195	195	Inês	2014	 BFC		7.8	7.5			7.650	1.8		9.450
46.	#230	TOMÉ	Patrícia	2013	 SpCP		7.5	7.0			7.250	2.2		9.450
47.	#215	FERREIRA	Victória	2014	 EGG		7.7	7.4			7.550	1.8		9.350

			Coach		E1	E2	E3	E4	E5	E	D	Pen	Total
48. #160	PIZZINO	Giulia	2013	 ACM 	7.6	7.0				7.300	2.0		9.300
49. #159	CABRAL	Sabrina	2013	 ACM 	7.1	7.1				7.100	2.2		9.300
50. #201	SANTOS	Anita	2013	 CBP2012 	6.8	7.1				6.950	2.2		9.150
51. #188	PALMINHA	Luísa	2013	 BFC 	5.1	5.8				5.450	3.7		9.150
52. #164	LEAL	Catarina	2013	 AGLou 	8.7	8.5				8.600	0.5		9.100
53. #236	ELGAR	Carmel	2014	 SpCP 	7.4	6.7				7.050	2.0		9.050
54. #163	FERREIRA	Maria	2014	 AGLou 	8.3	8.6				8.450	0.5		8.950
55. #168	CARVALHO	Mariana	2014	 GCM 	7.1	7.8				7.450	1.5		8.950
56. #167	COSTA	Sofia	2014	 GCM 	7.9	7.1				7.500	1.4		8.900
57. #156	SOARES	Carolina	2014	 ACM 	6.8	6.6				6.700	2.2		8.900
58. #154	MATOS	Beatriz	2014	 ACM 	7.4	6.7				7.050	1.8		8.850
59. #158	LOPES	Vitoria	2014	 ACM 	8.1	7.7				7.900	0.9		8.800
60. #232	ARAÚJO	Amália	2014	 SpCP 	7.0	6.8				6.900	1.9		8.800
61. #200	FERREIRA	Maria	2014	 CBP2012 	7.3	6.9				7.100	1.6		8.700
62. #175	PEREIRA	Rita	2014	 GCM 	6.7	6.7				6.700	2.0		8.700
63. #178	SANTOS	Matilde	2014	 GCM 	7.4	7.7				7.550	1.1		8.650
64. #194	MORAIS	Rita	2014	 BFC 	6.8	7.1				6.950	1.7		8.650
65. #171	BARBOSA	Ana	2013	 GCM 	7.0	6.5				6.750	1.9		8.650
66. #157	ELIAS	Alice	2014	 ACM 	7.0	6.3				6.650	2.0		8.650
67. #177	RAMALHO	Maria	2013	 GCM 	7.4	7.6				7.500	1.1		8.600
68. #235	RIBEIRO	Catarina	2014	 SpCP 	6.5	6.1				6.300	2.2		8.500
69. #173	MENDES	Constança	2014	 GCM 	6.4	6.8				6.600	1.8		8.400
70. #174	OTTE-BORGES	Klara	2014	 GCM 	6.9	7.5				7.200	1.1		8.300

